

ACTIVITY REPORT

AUGUST 2020



Happy Ganesh Chaturthi
Shri Siddhi Vinayak Ganapati Temple
Mumbai, Maharashtra

About us

The National Cooperative Dairy Federation of India Limited (NCDFI), established in 1970, is an apex body of dairy/oil cooperatives. Its members include federal dairy cooperatives of states / union territories and the National Dairy Development Board (NDDB) as its institutional member.

The primary objective of the NCDFI is to facilitate the working of dairy cooperatives through coordination, networking and advocacy.

Major activities of the NCDFI are: coordination of milk and milk product supplies to defence services; providing online marketplace for dairy industry; and working for genetic improvement of cattle.

Total business transacted by the NCDFI during the financial year 2019-20 was ₹ 3,402 crores.



The adoption of technology and its application to ensure better returns to dairy cooperatives and in turn to milk producers has been the primary focus of the NCDFI. One such initiative is NCDFI eMarket which was launched on June 10, 2015.

The commodities being traded on the NCDFI eMarket platform are Dairy Products, Cattle Feed Ingredients, Edible Oils, Fodder Seeds, Packaging Materials, Sugar, Chemicals, Scrap, etc., apart from various service contracts. The platform ensures transparent, fair, economic and fast dealings for all the members.



NCDFI eMarket Offices

Andhra Pradesh

Guntur
Vijayawada

Bihar

Patna

Delhi

New Delhi

Gujarat

Ahmedabad
Anand

Haryana

Chandigarh

Jharkhand

Ranchi

Karnataka

Bengaluru
Mysore
Shimoga

Kerala

Ernakulam (Kochi)

Madhya Pradesh

Bhopal
Indore
Katni
Vidisha

Maharashtra

Mumbai
Nagpur
Pune

Uttar Pradesh

Lucknow

Tamil Nadu

Chennai
Coimbatore
Erode

Odisha

Bhubaneswar
Nabarangpur

Punjab

Chandigarh
Ludhiana

Rajasthan

Jaipur
Jodhpur

Telangana

Hyderabad

West Bengal

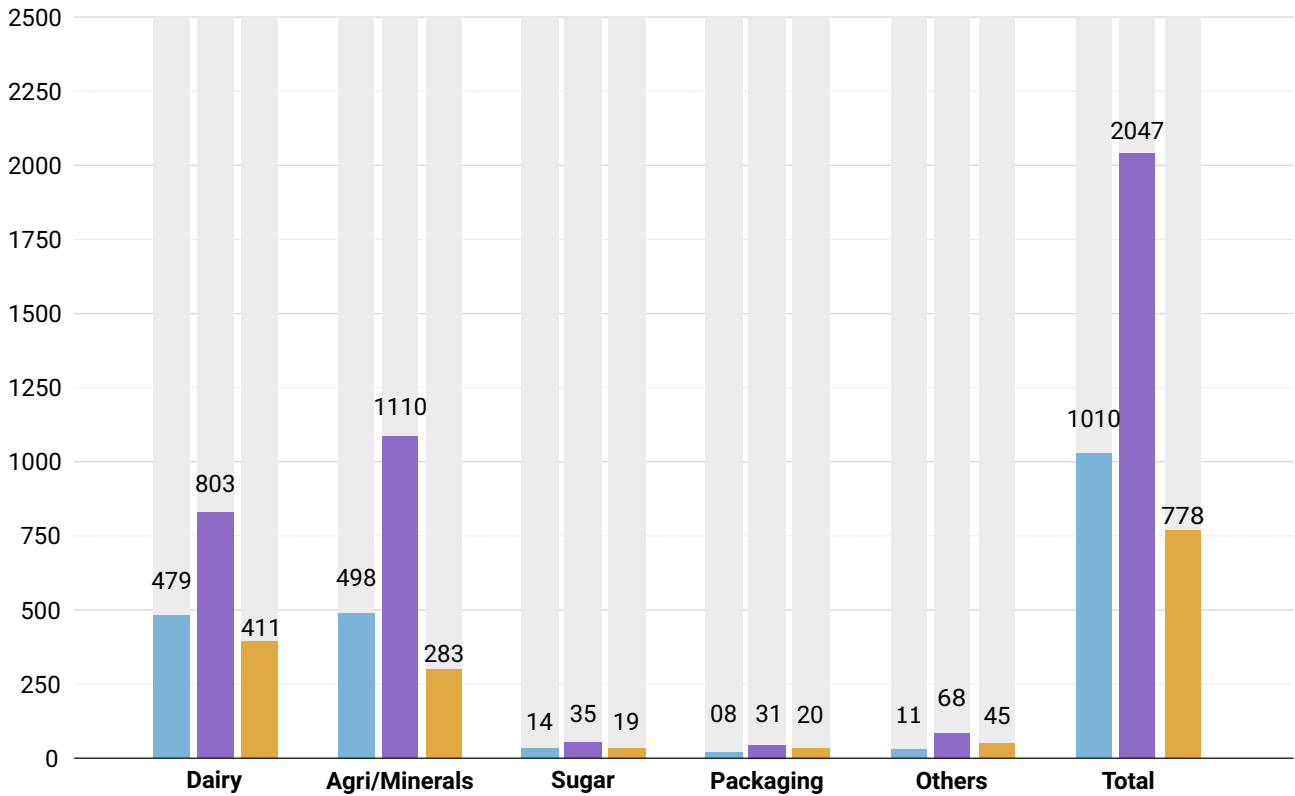
Kolkata
Siliguri

At a Glance

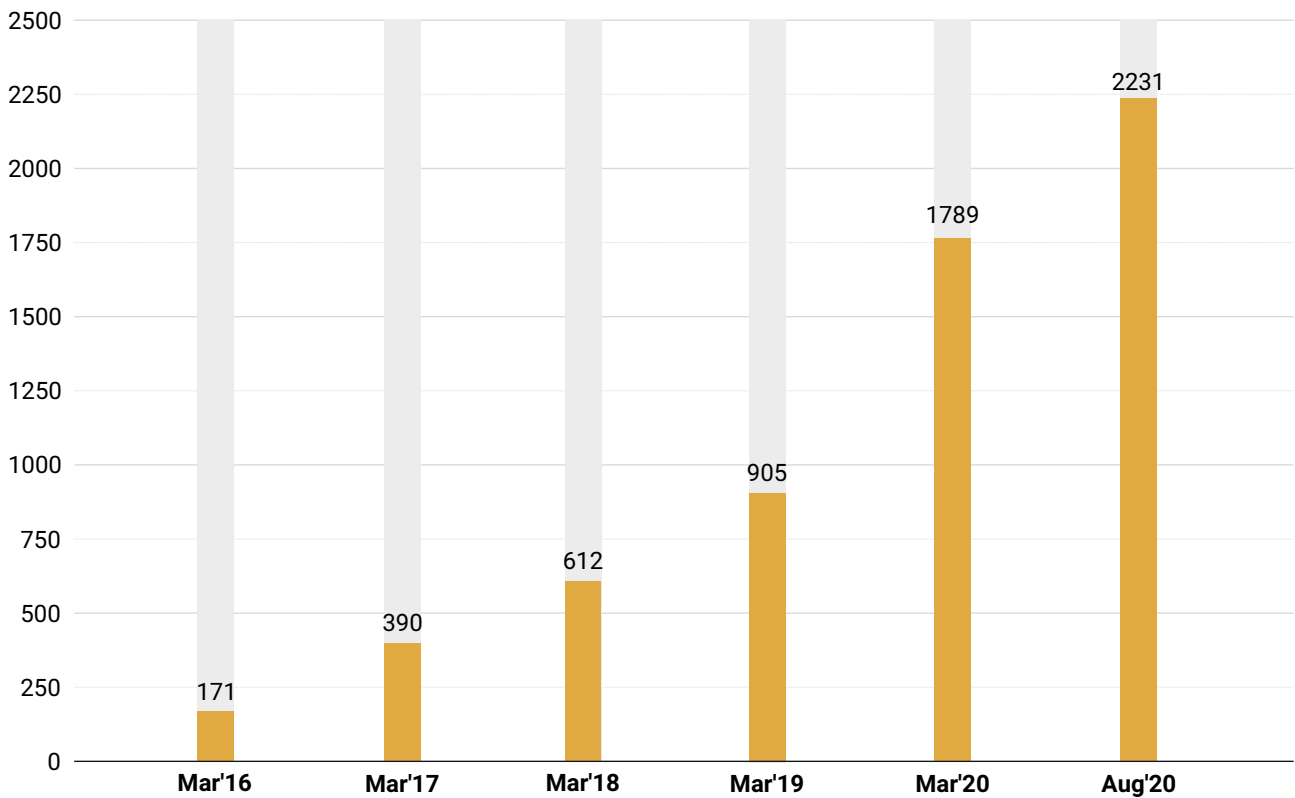
2020-21

Commodity	Number of Auctions	Quantity Concluded	Unit
Dairy			
Forward Auctions	492	8,446	MT
Auction Sale	660	7,788	MT
Auction Sale (Milk)	112	4,50,000	Ltr
Reverse Auctions	63	3,105	MT
Auction Purchase (Milk)	3	6,00,000	Ltr
Milk Conversion	9	2,52,00,000	Ltr
Packaging			
	679	25,32,46,153	Nos
	137	5,98,232	Kgs
Reverse Auctions	21	1,62,820	Rolls
	1	11,000	Gross
	1	50	Ream
Cattle Feed Ingredient			
Reverse Auctions	1,638	1,88,178	MT
Sugar			
Reverse Auctions	151	5,155	MT
Chemicals			
Reverse Auctions	69	13,39,260	Kgs
Chocolates			
Reverse Auctions	2	25,000	Kgs
Dry Fruits & Nuts			
Reverse Auctions	19	10,366	Kgs
Others			
	25	11,160	MT
	5	17,700	Kgs
Reverse Auctions	6	40,000	Nos
	1	18,000	KL
	2	1,300	Sachet
Transport			
	3	Annual	
	13	Annual	Kms
Reverse Auctions	1	44,400	
	1,758	84,710	MT
	16	49	Trip
Scrap			
	193	46,79,720	Kgs
Forward Auctions	75	9,95,668	Nos
	25	-	Lot
	9	98	MT
Compound Cattle Feed			
Reverse Auctions	5	4,335	MT
Corn			
Reverse Auctions	2	300	MT
Fodder Seeds			
Reverse Auctions	16	3,300	Kgs

Transacted Business (₹ in Crore) ■ FY 18-19 ■ FY 19-20 ■ FY 20-21



Members of NCDFI eMarket



Product List

Dairy



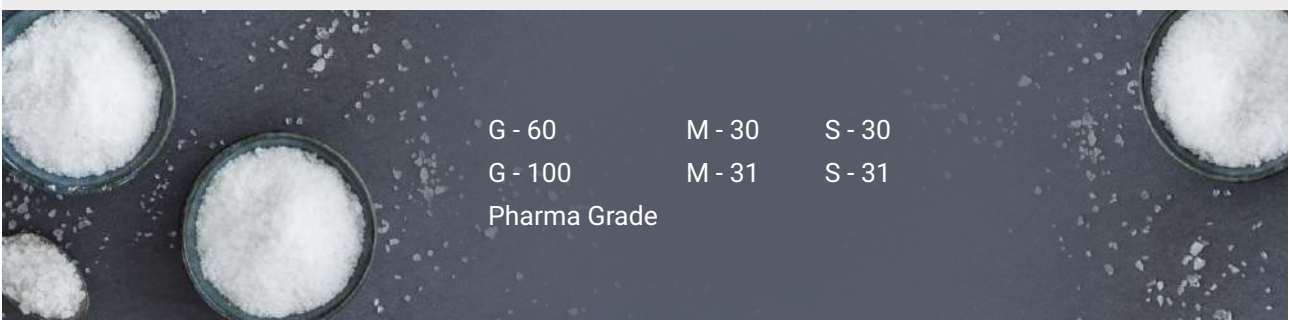
Bulk Milk	Scum Ghee
Butter	SMP
Cheese	Sweep Powder
ETP Wet Solid	Whey Powder
Ghee	WMP

Cattle Feed Ingredients

N New Product

Bajra	Gur	Rice
Barley	Gypsum	Rice Bran/Polish
Bentonite Power	Horse Gram	Sal Seed
Calcite Powder	Inorganic Minerals	Salt
Calcium Carbonate	Jowar	Sesame Meal
Calcium Powder	Kemin Maxim Dry	Shea
Chromium	Koran Bran	Soya Bean Meal
Cobalt Sulphate	Lacto Vanilla	Sun Flower Meal
Coconut Meal	Magnesium Oxide	Sweetener
Coffee Husk Powder	Maize	Tapioca
Copper Sulphate	Manganese Sulphate	Trace Minerals
Cotton Seed Meal	Mineral Mixtures	Tur
Dicalcium Phosphate	Mustard Meal	Urea
Gram	Palm Kernel Cake	Wheat
Groundnut Meal	Pottasium Iodide	Yeast
Guar Korma Meal	Ragi	Zinc Sulphate
N Ground Nut Shell Powder	Sodium Thio Sulphate Dried / Monohydrates	

Sugar



G - 60	M - 30	S - 30
G - 100	M - 31	S - 31
Pharma Grade		

Edible Oils

Coconut Oil
Crude Palm Kernel Oil
Crude Palmolein Oil
Gingelly Oil
Groundnut Oil

Palmolein Oil
Rice Bran Oil
Sunflower Oil
Super Olein Oil



Packaging Materials

Aluminum Foils
Bags
BOPP Bags
Bottles
Box Strapping Rolls
Boxes
Buckets
Butter Sheet
Caps
Carry Bags
Ceeka Carton
Clips
Corrugated Boxes
Covers
Crates
Crown Corks


Glasses & Cups
Ice Cream Cone with sleeves
Jars
Labels
Laminates
Mono Cartons
Mulching Sheet
P.P. Strap Rolls
Pallets
Paper Reams
Paper Rolls
Paperboard Lid
Parchment Paper
Poly Films
Plastic Spoon & Straw
Sacks

Sleeves
Stickers
Stitching Thread
Tape Rolls
Tins
Tissue Paper
Wooden Spoon & Stick



Chemicals

Alginate Powder	Lysine
Anhydrous Ammonia Gas (Liquid)	Methonine
Amyl Alcohol	Nitric Acid
Bleaching Powder	Nuvan
Caustic Soda	Soap Oil
Hydrogen Peroxide	Trisodium Phosphate
Idopher	Washing Soda



Others

N New Product

Badam Essence (Maharaja)	LysiGEM	Raspberry Fruit Filling
Biomass Briquettes	Metapiral	Disposable Head Cap
Butter Milk Blend- VD (Spice Flavour)	N. B. Sac	Medical Latex Gloves
Copper Glycinate	Palm Sludge Powder	Nicotinamide N
Curd Cultures Danisco (FO1 and Fo2)	Rice Flakes	Natural Vanilla Extracts N
Ground Nut	Rice Husk	Tert-Butyl Hydroquione N
Liquid Glucose	Vitamins	Dimethyl Polysiloxane N
Butterscotch Crackle	Face Mask	Rice Husk Briquettes N
Blueberry Fruit Filling	Citric Acid	

Scrap

Corrugated Boxes	Spools
Metal Steel & Cast Iron	Used Bags
Plastic Scrap	Wooden Scrap
Polyfilm	
Printed Milk Film Rolls	



Fodder Seeds

Sorghum	South African Tall Maize
Sorghum Hybrid Forage (SSG-898)	Cowpea (UPC-8705)
SSG Multi-Cut Sorghum	
CSH 24MF Multi-Cut Sorghum	



Services

Transport

Ambient Trucks
Coal Trucks
Insulated Road Milk Tankers
Milk/Product Distribution Trucks
Oil Tankers
Refrigerated Trucks

Manpower

House Keeping
Plant Workers

Deep Freezers Hiring

Pest Control
Milk Conversion

Dry Fruits & Nuts

Almonds
Cashew Nut Kernels
Pistachio Kernels
Raisins
Walnut

Chocolates

Choco Chips
Cocoa Butter
Cocoa Powder
Dark Chocomass
Milk Chocomass
Milk Compound Covering
Plain Compound Covering

Transacted Volumes

Product	2020-21*	2019-20
Dairy	Quantity (MT)	
SMP	9,450	15,777
Butter	9,532	5,028
WMP	35	585
Cheese	-	475
Whey Powder	252	221
Ghee	70	25
Bulk Milk	Quantity (Ltr)	
Raw Chilled Milk	8,25,000	5,28,27,000
Separated Skimmed Milk	2,25,000	1,91,65,000
Cattle Feed Ingredients	Quantity (MT)	
Rice Bran/Polish	1,05,215	2,60,825
Maize	19,220	2,04,664
Cotton Seed Meal	11,715	26,345
Mustard Meal	21,255	22,705
Wheat	30	11,930
Coconut Meal	3,910	9,525
Calcite Powder	5,410	7,540
Gypsum	-	5,200
Coffee Husk Powder	3,090	5,160
Di Calcium Phosphate	1,585	4,448
Salt	4,462	3,412
Urea	1,364	2,892
Rice	50	2,705
Bajra	1,613	2,400
Tur	-	2,400
Shea	-	2,020
Sun Flower Meal	700	1,700
Soya Bean Meal	1,395	1,480
Palm Kernal Cake	670	1,400
Sugar (All Grades)	5,155	9,477
Compound Cattle Feed	4,335	-
Corn	300	-

* Upto August 31, 2020

Dairy

Concluded Trades

Brand	Quantity (MT) (August 2020)			
	SMP	Butter	Whey Powder	Ghee
	4,360	2,700	117	
		1,727		
	1,250			
	1,060			
	280	200		
	200	150		
	50	100		
		100		
		90		
		50		
				10

Bulk Milk

Concluded Trades

Delivery Location	Raw Chilled Milk (Cow)		
	Qty (Ltrs)	FOR Rate (₹/Kg. TS)	Trade date
Hyderabad	3,00,000	220	27-Aug-20

Buyer



Telangana State Dairy Development Cooperative Federation Ltd.

Location	Separated Skimmed Milk		
	Qty (Ltrs)	Ex-Chilling Centre Rate (₹/Kg. TS)	Trade date
Madurai	2,25,000	200	22-Aug-20

Location	Raw Chilled Milk		
	Qty (Ltrs)	Ex-Chilling Centre Rate (₹/Kg. TS)	Trade date
Theni	2,25,000	276	26-Aug-20

Seller



Tamilnadu Cooperative Milk Producers Federation Ltd.

Cattle Feed Ingredients

Concluded Trades

Details of Trades

State	Place	Qty (MT)	FOR Rate (₹/Kg)	Trade date	
Maize					
Kerala	Kallettumkara	750	15.41	19-Aug-20	
	Pattanakkad	300	16.29	06-Aug-20	
		300	15.88	26-Aug-20	
Madhya Pradesh	Bandole	100	12.35	21-Aug-20	
	Pachama	200	12.42		
Tamil Nadu	Erode	500	15.67	25-Aug-20	
Rice Polish					
Kerala	Kallettumkara	100	22.79	05-Aug-20	
		150	22.78		
	Karunagapally	150	22.96	19-Aug-20	
		200	22.77	05-Aug-20	
		150	22.96	19-Aug-20	
	Kozhikode	100	22.69	14-Aug-20	
		150	23.80	27-Aug-20	
		Pattanakkad	100	24.70	28-Aug-20
	Tamil Nadu	Erode	100	19.00	31-Jul-20
			100	19.49	17-Aug-20
200			20.00	25-Aug-20	
De Oiled Rice Bran					
Kerala	Malampuzha	500	14.89	31-Jul-20	
		700	15.04	05-Aug-20	
Tamil Nadu	Erode	1,000	15.31	17-Aug-20	
Uttar Pradesh	Raebareli	10	12.10	20-Aug-20	
Calcite Powder					
Kerala	Karunagapally	100	04.19	05-Aug-20	
		100	04.13	19-Aug-20	
	Kozhikode	100	04.34	05-Aug-20	
		50	04.52		
		Malampuzha	50	04.59	17-Aug-20
	50		04.40	27-Aug-20	
	Pattanakkad	80	04.47	06-Aug-20	
		60	04.54	26-Aug-20	
	Common Salt				
	Kerala	Malampuzha	50	02.92	31-Jul-20
50			02.65	05-Aug-20	

Cattle Feed Ingredients

Concluded Trades

Details of Trades				
State	Place	Qty (MT)	FOR Rate (₹/Kg)	Trade date
Common Salt				
Kerala	Pattanakad	50	02.91	26-Aug-20
Tamil Nadu	Erode	100	02.10	17-Aug-20
Uttar Pradesh	Raebareli	01	04.45	20-Aug-20
De Oiled Cottonseed Extraction				
	Kallettumkara	200	28.99	19-Aug-20
Kerala	Karunagapally	125	27.15	05-Aug-20
		150	28.99	19-Aug-20
	Kozhikode	200	27.20	05-Aug-20
De-Oiled Rapeseed Extraction				
	Kallettumkara	100	22.92	
Kerala	Karunagapally	125	22.60	05-Aug-20
		125	22.78	
	Kozhikode	75	22.49	19-Aug-20
Rapeseed Extraction				
Kerala	Pattanakad	100	23.38	28-Aug-20
Mineral Mixture (Area Specific)				
	Malampuzha	25	45.54	05-Aug-20
Kerala			25	43.65
	Pattanakad	25	44.50	
		25	44.90	26-Aug-20
Uttar Pradesh	Raebareli	01	53.99	20-Aug-20
Copper Sulphate				
Himachal Pradesh	Bhour	100	207.00	31-Jul-20
Soyabean Meal				
	Kallettumkara	25	37.70	05-Aug-20
		75	37.67	19-Aug-20
Kerala	Karunagapally	50	38.20	05-Aug-20
		50	37.98	19-Aug-20
	Kozhikode	50	38.07	05-Aug-20
		25	38.30	19-Aug-20
De Oiled Soya Bean Cake				
Tamil Nadu	Erode	50	38.18	31-Jul-20
		50	38.08	17-Aug-20
Di-Calcium Phosphate				
Tamil Nadu	Erode	300	32.67	31-Jul-20

Cattle Feed Ingredients

Concluded Trades

Details of Trades				
State	Place	Qty (MT)	FOR Rate (₹/Kg)	Trade date
Ferrous Sulphate				
Himachal Pradesh	Bhour	1,000	35.00	31-Jul-20
Groundnut Extractions				
Tamil Nadu	Erode	100	33.45	31-Jul-20
		100	33.00	17-Aug-20
Magnesium Sulphate / Magnesium oxide				
Himachal Pradesh	Bhour	4,000	40.00	31-Jul-20
Manganese Sulphate				
Himachal Pradesh	Bhour	150	38.00	31-Jul-20
Non – Chelated Mineral Mixtures				
Uttar Pradesh	Raebareli	01	49.99	29-Jul-20
Potassium Iodide				
Himachal Pradesh	Bhour	150	3,033.00	31-Jul-20
Technical Grade Urea				
Kerala	Kallettumkara	20	22.50	19-Aug-20
	Karunagapally	24	18.30	05-Aug-20
		24	22.00	19-Aug-20
	Kozhikode	24	20.00	05-Aug-20
		24	25.00	19-Aug-20
		25	18.45	05-Aug-20
	Malampuzha	25	18.09	17-Aug-20
		25	23.70	29-Aug-20
	Pattanakad	40	17.99	06-Aug-20
Tamil Nadu	Erode	100	21.69	17-Aug-20
Sodium Thiosulphate				
Himachal Pradesh	Bhour	450	40.00	31-Jul-20
Cobalt Sulphate				
Himachal Pradesh	Bhour	20	1,090.00	31-Jul-20
Zinc Sulphate				
Himachal Pradesh	Bhour	400	84.00	31-Jul-20
Tamil Nadu	Erode	05	84.48	17-Aug-20
Sunflower Meal				
Kerala	Karunagapally	50	26.47	19-Aug-20
Bajra				
Madhya Pradesh	Mangalia	200	13.85	21-Aug-20

Cattle Feed Ingredients

Concluded Trades

Details of Trades				
State	Place	Qty (MT)	FOR Rate (₹/Kg)	Trade date
Bajra				
Madhya Pradesh	Pachama	100	13.50	21-Aug-20
	Shivpuri	25	13.95	
De-corticated Cottonseed Extraction				
Kerala	Malampuzha	100	30.50	27-Aug-20
	Pattanakad	200	31.50	26-Aug-20
Lysine (Protected)				
Andhra Pradesh	Guntur	0.075	190.00	25-Aug-20
Methonine (Protected)				
Andhra Pradesh	Guntur	0.075	249.00	25-Aug-20
Nicotinamide				
Bihar	Buxar	0.180	733.00	11-Aug-20
Organic Trace Minerals				
Andhra Pradesh	Guntur	100	140.00	25-Aug-20
Soya Doc				
Uttar Pradesh	Raebareli	10	40.00	20-Aug-20

Dry Fruits & Nuts

Concluded Trades

Details of Trades				
State	Place	Qty (Kg)	*FOR Rate (₹/Kg)	Trade date
Almond Kernels				
Delhi	Patparganj	700	530.00	08-Aug-20
Cashew SWP				
Delhi	Patparganj	300	397.00	13-Aug-20
Pistachio Kernels				
Delhi	Patparganj	150	980.00	08-Aug-20

* Exclusive of GST

Sugar

Concluded Trades

Details of Trades

State	Place	Qty (MT)	FOR Rate (₹/Kg)	Trade date
Sugar (G 60)				
Uttar Pradesh	Etawah	30	35.75	21-Aug-20
	Pilkhuwa	45	35.39	
West Bengal	Champadanga	20	37.65	05-Aug-20
		20	37.53	18-Aug-20
		20	37.41	28-Aug-20
		20	37.41	28-Aug-20
Sugar (M 31)				
Bihar	Barauni	200	35.97	30-Jul-20
		200	37.19	21-Aug-20
	Darbhanga	20	36.48	07-Aug-20
	Gaya	15	37.46	11-Aug-20
	Samastipur	60	36.38	08-Aug-20
Haryana	Ballabgarh	30	35.15	24-Aug-20
	Sonipat	20	34.65	18-Aug-20
Jharkhand	Ranchi	20	38.63	21-Aug-20
Uttar Pradesh	Ghaziabad	20	34.99	20-Aug-20
Sugar (Pharma Grade)				
Haryana	Ballabgarh	30	39.50	05-Aug-20
		60	37.94	14-Aug-20
		60	37.98	28-Aug-20
	Jind	40	38.35	05-Aug-20
		30	37.99	14-Aug-20
		30	38.15	28-Aug-20
	Sirsa	40	37.99	07-Aug-20
		80	37.99	14-Aug-20
	Sugar (S 30)			
Telangana	Hyderabad	22	35.50	31-Jul-20
Sugar (S 31)				
Haryana	Rohtak	66	36.48	28-Aug-20

Chemicals

Concluded Trades

Details of Trades				
State	Place	Qty (Kg)	FOR Rate (₹/Kg)	Trade date
Nitric Acid				
Andhra Pradesh	Tirupati	3,000	*12.00	30-Jul-20
Delhi	Patparganj	15,000	*11.10	12-Aug-20
Kerala	Alappuzha	2,000	36.50	21-Aug-20
Uttar Pradesh	Pilkhuwa	15,000	*11.30	05-Aug-20
Caustic Soda Lye				
Delhi	Patparganj	1,08,000	*10.90	5-Aug-20
Kerala	Alappuzha	10,000	27.50	14-Aug-20
Uttar Pradesh	Etawah	90,000	*11.40	5-Aug-20
Trisodium Phosphate				
Kerala	Alappuzha	1,000	34.80	5-Aug-20
		2,000	34.00	26-Aug-20
Anhydrous Ammonia Gas				
Telangana	Hyderabad	15,000	47.15	5-Aug-20
Caustic Soda Flakes				
Andhra Pradesh	Tirupati	10,000	*28.50	10-Aug-20
Common Salt				
Tamil Nadu	Salem	20,000	02.70	30-Jul-20

* Exclusive of GST

Scrap

Concluded Trades

Details of Trades					
State	Place	Qty	Unit	Ex-Plant Rate (₹/Unit)	Trade date
Carton					
Bihar	Barauni	3,000	Kgs	07.50	30-Jul-20
Old/Used Empty Gunny Bags					
Gujarat	Kanjari	2,70,600	Kgs	12.13	27-Jul-20
	Kapdivav	4,36,020		11.78	
	Mogar	8,000		34.14	
Rajasthan	Ajmer	80,000	Kgs	12.90	11-Aug-20
	Jodhpur	60,000		12.17	21-Aug-20
	Pali	20,000		11.37	05-Aug-20
Old/Used Empty P P Sacks					
Gujarat	Kanjari	7,000	Kgs	07.00	27-Jul-20
	Kapdivav	15,000		07.00	
Kerala	Malampuzha	35	MT	5,500.00	25-Aug-20
	Ajmer	11,250		11.83	11-Aug-20
Rajasthan	Jodhpur	9,000	Kgs	09.74	21-Aug-20
	Pali	6,000	MT	07.00	05-Aug-20
Tamil Nadu	Erode	20			4,555.00
S.S Mixed Scrap					
Delhi	Mangolpuri	1,000	Kgs	45.10	05-Aug-20
Plastic Crates (Scrap)					
Bihar	Barauni	2,000	Kgs	36.00	30-Jul-20
Kantan					
Gujarat	Kapdivav	2,000	Kgs	12.00	27-Jul-20
Miscellaneous Bags					
Gujarat	Kapdivav	2,300	Nos	47.01	27-Jul-20
Small Bags					
Gujarat	Kanjari	5,000	Nos	15.67	27-Jul-20
	Kapdivav	20,000		17.57	
Sugar HDPE Bags					
Bihar	Barauni	4,000	Kgs	23.50	30-Jul-20
Plastic Drums (210 ltr)					
Bihar	Barauni	60	Nos	680.00	30-Jul-20
Plastic Jars (25/30 ltr)					
Bihar	Barauni	210	Nos	62.00	30-Jul-20
Plastic Wrappers					
Bihar	Barauni	3,000	Kgs	03.50	30-Jul-20

Scrap

Concluded Trades

Details of Trades					
State	Place	Qty	Unit	Ex-Plant Rate (₹/Unit)	Trade date
M.S Scrap Weighing Scale (50 kg)					
Delhi	Mangolpuri	500	Kgs	19.70	05-Aug-20
MS Mixed Scrap					
Delhi	Mangolpuri	5,000	Kgs	19.90	05-Aug-20
Scrap Liners (HD/LD)					
Delhi	Mangolpuri	30,000	Kgs	18.66	05-Aug-20
U/S Empty Plastic Cans (50 ltr)					
Delhi	Mangolpuri	1,000	Nos	105.00	05-Aug-20

Others

Concluded Trades

Details of Trades					
State	Place	Qty	Unit	FOR Rate (₹/Unit)	Trade date
Curd Cultures (Dupont 1205)					
Tamil Nadu	Salem	800	Sachet	498.00	17-Aug-20
Curd Cultures (Dupont 1206)					
Tamil Nadu	Salem	500	Sachet	498.00	17-Aug-20
Feeding of husk and disposal of ash					
Uttar Pradesh	Pilkhuwa	12	Months	3,90,000.00	17-Aug-20
Mango Pulp					
Tamil Nadu	Salem	2,000	Kgs	69.10	17-Aug-20
Rice Husk Briquettes					
Bihar	Motihari	250	MT	6,000.00	10-Aug-20
Liquid Glucose					
Uttar Pradesh	Noida	14,500	Kgs	29.00	05-Aug-20
Citric acid					
Uttar Pradesh	Noida	1,100	Kgs	66.00	05-Aug-20
Rice Husk					
Uttar Pradesh	Pilkhuwa	1,000	MT	3,470.00	27-Jul-20
		1,000		3,839.00	25-Aug-20

Packaging Materials

Concluded Trades

Details of Trades					
State	Place	Qty	Unit	FOR Rate (₹/Unit)	Trade date
Laminates (Frozen Green Peas-200 gms Pack)					
Delhi	Mangolpuri	12,000	Kgs	179.10	28-Apr-20
Laminates (Frozen Green Peas-500 gms Pack)					
Delhi	Mangolpuri	19,000	Kgs	175.90	28-Apr-20
Pre-form Pouch (Institutional Frozen Peas 5 kg Pack)					
Delhi	Mangolpuri	8,00,000	Nos	08.20	28-Apr-20
Laminates (Export Frozen Green Peas-1 kg Pack)					
Delhi	Mangolpuri	673	Kgs	179.92	01-Jun-20
Laminates (Export Frozen Green Peas-400 gms Pack)					
Delhi	Mangolpuri	1,448	Kgs	186.19	01-Jun-20
Laminates (Frozen French Fries-1 kg Pack)					
Gujarat	Mehsana	3,000	Kgs	179.00	01-Jun-20
Laminates (Frozen French Fries-200 gms Pack)					
Gujarat	Mehsana	2,500	Kgs	179.50	01-Jun-20
Laminates (Frozen French Fries-400 gms Pack)					
Gujarat	Mehsana	5,000	Kgs	179.28	01-Jun-20
Laminates (Frozen Green Peas-1 kg Pack)					
Delhi	Mangolpuri	18,000	Kgs	168.00	01-Jun-20
Jharkhand	Ranchi	1,857		187.00	
Laminates (Frozen Green Peas-1 kg Institutional Pack)					
Delhi	Mangolpuri	2,000	Kgs	181.73	01-Jun-20
Laminates (Frozen Green Peas-200 gms Pack)					
Delhi	Mangolpuri	12,000	Kgs	179.10	01-Jun-20
Jharkhand	Ranchi	1,089		206.53	
Laminates (Frozen Green Peas-500 gms Pack)					
Delhi	Mangolpuri	19,000	Kgs	175.90	01-Jun-20
Jharkhand	Ranchi	2,940		199.00	
Laminates (Frozen Mixed Vegetable-1 kg Pack)					
Delhi	Mangolpuri	700	Kgs	188.17	01-Jun-20
Laminates (Frozen Mixed Vegetable-500 gms Pack)					
Delhi	Mangolpuri	4,500	Kgs	178.00	01-Jun-20
Laminates (Frozen Mixed Vegetable-500 gms Pack)					
Delhi	Mangolpuri	4,500	Kgs	178.42	01-Jun-20
Laminates (Frozen Mixed Vegetable-500 gms Pack)					
Jharkhand	Ranchi	435	Kgs	186.42	01-Jun-20

Packaging Materials

Concluded Trades

Details of Trades					
State	Place	Qty	Unit	FOR Rate (₹/Unit)	Trade date
Laminates (Frozen Sweet Corn-1 kg Pack)					
Delhi	Mangolpuri	3,000	Kgs	177.40	01-Jun-20
Laminates (Frozen Sweet Corn-1 kg Pack)					
Jharkhand	Ranchi	1,965	Kgs	185.40	01-Jun-20
Laminates (Frozen Sweet Corn-1 kg Institutional Pack)					
Delhi	Mangolpuri	2,000	Kgs	177.87	01-Jun-20
Laminates (Frozen Sweet Corn-200 gms Pack)					
Delhi	Mangolpuri	2,500	Kgs	184.25	01-Jun-20
Laminates (Frozen Sweet Corn-500 gms Pack)					
Delhi	Mangolpuri	6,000	Kgs	183.42	01-Jun-20
Laminates (Pulses-1 kg Pack)					
Haryana	Kundli	5,000	Kgs	166.90	01-Jun-20
Laminates (Pulses-500 gms Pack)					
Haryana	Kundli	2,000	Kgs	177.96	01-Jun-20
Pre Form Pouch (Aloo Tikki - 400 gms)					
Delhi	Mangolpuri	1,35,000	Nos	01.43	01-Jun-20
Pre Form Pouch (Domestic Frozen Green Peas-2.5 kg)					
Delhi	Mangolpuri	7,000	Nos	05.76	01-Jun-20
Pre Form Pouch (Export Frozen Green Peas-2.5 kg)					
Delhi	Mangolpuri	10,000	Nos	05.76	01-Jun-20
Pre Form Pouch (Institutional Frozen Peas 5 kg Pack)					
Delhi	Mangolpuri	8,00,000	Nos	08.20	01-Jun-20
Jharkhand	Ranchi	1,19,601		08.65	
Pre Form Stand up Pouch (Frozen Jack Fruit 300 kg)					
Jharkhand	Ranchi	23,381	Nos	01.55	01-Jun-20
Pre Form Stand up Pouch (Hara Bhara Veg Kebab-200 gms)					
Delhi	Mangolpuri	1,35,000	Nos	01.43	01-Jun-20
IML Plastic Tub (Ice Cream-1 litre)- New Shape					
North	Ballabgarh,Delhi	500000	Nos	16.50	16-Jul-20
Tin for Rasgulla & Gulab Jamun (1 kg)					
Haryana	Sonepat	300000	Nos	14.30	27-Jul-20
HDPE Bags (10 kgs)					
Himachal Pradesh	Shimla	100000	Nos	*05.25	31-Jul-20
HDPE Bags Woven Sack (25 kgs)					
Punjab	Bhour	25000	Nos	*10.79	31-Jul-20

Packaging Materials

Concluded Trades

Details of Trades					
State	Place	Qty	Unit	FOR Rate (₹/Unit)	Trade date
Laminated Printed HDPE Bags woven sack (50 kgs)					
Punjab	Bhour	75,000	Nos	*18.44	31-Jul-20
Printed Seviyan Pouch Laminated (500 gms)					
Himachal Pradesh	Shimla	6,00,000	Nos	*01.81	31-Jul-20
Kraft Paper Bag (SMP 25 kg)					
North	Rajasthan,Lucknow & Etawah	7,64,000	Nos	24.74	04-Aug-20
Maharashtra	Pune	45,000		24.44	
Polyster Lamine Film (Dairy Whitner 200 gms)					
Kerala	Alappuzha	1,200	Kgs	*289.00	04-Aug-20
Polyster Lamine Film (Dairy Whitner 500 gms)					
Kerala	Alappuzha	2,400	Kgs	*312.70	04-Aug-20
Paper Corrugated boxes (Dairy Whitener packing Rs. 05/- MRP x 720 No)					
Chhattisgarh	Urla Durg	1,000	Nos	*60.00	04-Aug-20
Paper Corrugated boxes (Ghee Ceka Pack 1 liter X 16 pkt)					
Chhattisgarh	Urla Durg	3,000	Nos	*35.90	04-Aug-20
Paper Corrugated boxes (Ghee Pet Bottle 100 ml X 50 No)					
Chhattisgarh	Urla Durg	500	Nos	*31.20	04-Aug-20
Paper Corrugated boxes (Ghee Pet Bottle 200 ml X 24 No)					
Chhattisgarh	Urla Drug	2,000	Nos	*28.46	04-Aug-20
Paper Corrugated boxes (Ghee Pet Bottle 500 ml X 24 No)					
Chhattisgarh	Urla Drug	2,000	Nos	*37.50	04-Aug-20
Paper Corrugated boxes (White Butter Packing- 25 Kg)					
Chhattisgarh	Urla Drug	30,000	Nos	*39.20	04-Aug-20
Paper Corrugated boxes with guard (Dairy Whitener packing 200 gms pkt x 60 No)					
Chhattisgarh	Urla Durg	1,000	Nos	*55.44	04-Aug-20
Paper Corrugated boxes with guard (SMP packing 1000 gms pkt x 12 No)					
Chhattisgarh	Urla Durg	1,000	Nos	*55.44	04-Aug-20
Crown Corks					
Uttar Pradesh	Etawah	30,66,912	Nos	00.26	07-Aug-20
Shrink Sleeves					
Telangana	Shivarampally	1,200	Kgs	190.00	10-Aug-20
File Flexible Plastic Pouch Film (5 Layer)- 5 Colours					
Telangana	Shivarampally	36,000	Kgs	159.00	10-Aug-20
Tins (15 kgs)					
Telangana	Shivarampally	1,20,000	Nos	67.75	10-Aug-20

Packaging Materials

Concluded Trades

Details of Trades					
State	Place	Qty	Unit	FOR Rate (₹/Unit)	Trade date
BOPA Laminated Films					
Telangana	Shivarampally	72,000	Kgs	179.00	10-Aug-20
BOPP Bags (50 kg Capacity)					
Tamil Nadu	Tiruvarur	3,60,000	Nos	20.60	14-Aug-20
Corrugated Boxes (RBDP Two Colour 1 litre X 16 Nos.)					
Telangana	Shivarampally	2,40,000	Nos	14.50	11-Aug-20
Corrugated Boxes (RBDP PDS Two Colour 750 gms X 16 Nos.)					
Telangana	Shivarampally	36,000	Nos	12.90	11-Aug-20
Corrugated Boxes (RSFO Multi Colour 1 litre X 16 Nos.)					
Telangana	Shivarampally	4,08,000	Nos	18.99	11-Aug-20
Corrugated Boxes (RSFO Multi Colour 750 gms X 16 Nos.)					
Telangana	Shivarampally	36,000	Nos	13.60	11-Aug-20
HDPE Bottles (100 ml)					
Telangana	Shivarampally	84,000	Nos	03.10	11-Aug-20
HDPE Bottles (200 ml)					
Telangana	Shivarampally	60,000	Nos	04.00	11-Aug-20
HDPE Bottles (500 ml)					
Telangana	Shivarampally	36,000	Nos	07.50	11-Aug-20
HDPE Jars (15 kg)					
Telangana	Shivarampally	24,000	Nos	65.40	11-Aug-20
HDPE Jars (5 litre/kg)					
Telangana	Shivarampally	48,000	Nos	19.70	11-Aug-20
Milk Cake/Doodhpeda Stickers (200 gms)					
Telangana	Hyderabad	2,00,000	Nos	*00.48	11-Aug-20
Milk Cake/Doodhpeda Stickers (500 gms)					
Telangana	Hyderabad	50,000	Nos	*00.98	11-Aug-20
Pet Bottles (1 litre)					
Telangana	Shivarampally	1,20,000	Nos	04.10	11-Aug-20
Pet Bottles (200 ml)					
Telangana	Shivarampally	60,000	Nos	02.40	11-Aug-20
Pet Bottles (3 litre)					
Telangana	Shivarampally	12,000	Nos	08.50	11-Aug-20
Pet Bottles (5 litre)					
Telangana	Shivarampally	72,000	Nos	14.00	11-Aug-20
Pet Bottles (500 ml)					
Telangana	Shivarampally	72,000	Nos	03.80	11-Aug-20

Packaging Materials

Concluded Trades

Details of Trades					
State	Place	Qty	Unit	FOR Rate (₹/Unit)	Trade date
Aluminium Foils for Barni Jars					
Madhya Pradesh	Indore	2,72,000	Nos	00.75	18-Aug-20
Spout Cap (15 litre Or 15 kg Tins)					
Multiple	Multiple	23,05,673	Nos	02.36	19-Aug-20
Plain BOPP Tape (36 mm X 65 Meter)					
Rajasthan	Alwar	4,304	Roll	18.00	19-Aug-20
Printed BOPP Tape (48 mm X 65 Meter)					
Gujarat	Palanpur	20,570		25.40	
Madhya Pradesh	Indore	3,108		26.25	
Maharastra	Chandrapur	5,378		26.00	
	Latur	2,768	Roll	26.00	19-Aug-20
	Vashi	16,273		26.00	
Rajasthan	Bikaner	522		26.25	
	Jaipur	87,667		25.40	
West Bengal	Hooghly	521		25.40	
Printed BOPP Tape (48 mmX 650 Meter)					
Gujarat	Kandla	5,840		229.90	
Karnataka	Mangalore	975		231.25	
	Chandrapur	193		235.00	
	Latur	190		231.25	
Maharastra	Nagpur	682	Roll	235.00	19-Aug-20
	Dhuri	188		235.00	
Punjab	Dhuri	188		235.00	
Rajasthan	Alwar	10,670		230.00	
	Jaipur Vsp	2,583		229.90	
West Bengal	Hooghly	1,812		235.00	
Tamil Nadu	Gummidipoondi	2,880		235.00	
Seal Strap (15 litre / 15 kg Tins)					
Gujarat	Kandla	10,247		104.50	
	Palanpur	65		111.50	
Maharastra	Latur	120		111.50	
	Nagpur	818		104.50	
	Vashi	255	Kgs	111.50	19-Aug-20
Punjab	Dhuri	300		109.00	
Rajasthan	Alwar	150		106.00	
	Alwar	16,787		106.12	
	Bikaner	300		106.00	

Packaging Materials

Concluded Trades

Details of Trades					
State	Place	Qty	Unit	FOR Rate (₹/Unit)	Trade date
Seal Strap (15 litre / 15 kg Tins)					
Rajasthan	Jaipur	1,965		101.00	
West Bengal	Hooghly	1,240	Kgs	106.50	19-Aug-20
Tamil Nadu	Gummidipoondi	324		111.50	
Shrink Sleeves Bags					
Rajasthan	Alwar	1,00,000	Nos	02.72	20-Aug-20
LDPE Bags for Barni Jars					
Madhya Pradesh	Indore	2,72,000	Nos	02.75	20-Aug-20
Shrink Film					
Rajasthan	Alwar	16,787	Kgs	106.12	20-Aug-20
Corrugated Boxes (Deepam Pet Bottles Multi Colour 1 litre X 12)					
Telangana	Shivarampally	6,000	Nos	19.93	21-Aug-20
Corrugated Boxes (Deepam Pet Bottles Multi Colour 200 ml X 36)					
Telangana	Shivarampally	6,000	Nos	15.00	21-Aug-20
Corrugated Boxes (Deepam Pet Bottles Multi Colour 500 ml X 18)					
Telangana	Shivarampally	6,000	Nos	16.07	21-Aug-20
Corrugated Boxes (HDPE Bot Multi Colour 500 ml X 30 Nos)					
Telangana	Shivarampally	6,000	Nos	15.00	21-Aug-20
Corrugated Boxes (HDPE Bot With Inner 2 Boxes-Multi Colour-100 ml X 72 Nos.)					
Telangana	Shivarampally	12,000	Nos	17.55	21-Aug-20
Corrugated Boxes (HDPE Bot With Inner 2 Boxes- Multi Colour-200 ml X 48 Nos.)					
Telangana	Shivarampally	6,000	Nos	16.00	21-Aug-20
Corrugated Boxes (HDPE Jars Multi Colour 5 kg X 4 Nos.)					
Telangana	Shivarampally	1,200	Nos	17.00	21-Aug-20
Corrugated Boxes (HDPE Jars Multi Colour 5 litre X 4 Nos.)					
Telangana	Shivarampally	24,000	Nos	24.28	21-Aug-20
Corrugated Boxes (Pet Bottles Multi Colour 2 litre. X 8 Nos.)					
Telangana	Shivarampally	6,000	Nos	14.00	21-Aug-20
Corrugated Boxes (Pet Bottles Multi Colour 3 litre X 6 Nos.)					
Telangana	Shivarampally	6,000	Nos	15.00	21-Aug-20
Corrugated Boxes (Pet Bottles Multi Colour 5 litre. X 4 Nos.)					
Telangana	Shivarampally	24,000	Nos	23.17	21-Aug-20
Corrugated Boxes (Single Colour 15 kg Tin Tops)					
Telangana	Shivarampally	1,20,000	Nos	00.89	21-Aug-20

* Inclusive of GST

Transport

Concluded Trades

Details of Trades					
State	Place	Qty	Unit	FOR Rate (₹/Unit)	Trade date
Dry Vehicle (15 MT & Above Vehicle)					
	Aligadh Iglash Sasni Hatras to Bhiwadi			1,330	
	Aligadh Iglash Sasni Hatras to Motihari			6,500	
	Aligadh Iglash Sasni Hatras to Nagpur			4,500	
	Dasna Hapur to Ahmednagar			3,450	
	Dasna Hapur to Bahjoi Sambhal			1,000	
	Dasna Hapur to Ballabharh Faridabad			980	
	Dasna Hapur to Bhiwadi			1,079	
	Dasna Hapur to Bikaner			1,790	
	Dasna Hapur to Dasna Hapur			500	
	Dasna Hapur to Delhi			800	
	Dasna Hapur to Etawah			1,100	
	Dasna Hapur to Gajraula			715	
	Dasna Hapur to Himatnagar			2,500	
	Dasna Hapur to Hyderabad			3,800	
	Dasna Hapur to Junagadh			3,150	
	Dasna Hapur to Karnal			1,070	
	Dasna Hapur to Kolkata			4,055	
Uttar Pradesh	Dasna Hapur to Krishnagiri	Annual	MT	4,900	21-May-20
	Dasna Hapur to Lalganj Raebareli			2,393	
	Dasna Hapur to Lucknow Barabanki			2,450	
	Dasna Hapur to Ludhiana			1,300	
	Dasna Hapur to Meerut			700	
	Dasna Hapur to Mehsana			1,999	
	Dasna Hapur to Motihari			4,073	
	Dasna Hapur to Mumbai			3,075	
	Dasna Hapur to Muradabad			1,230	
	Dasna Hapur to Muraina			1,260	
	Dasna Hapur to Nagpur			2,989	
	Dasna Hapur to Noida			800	
	Dasna Hapur to Palamaner			5,400	
	Dasna Hapur to Palanpur			2,425	
	Dasna Hapur to Pilkhuwa			524	
	Dasna Hapur to Pune			3,775	
	Dasna Hapur to Purquazi Muzaffarnagar			950	
	Dasna Hapur to Raipur			3,375	

Transport

Concluded Trades

Details of Trades					
State	Place	Qty	Unit	FOR Rate (₹/Unit)	Trade date
Dry Vehicle (15 MT & Above Vehicle)					
Uttar Pradesh	Dasna Hapur to Rohtak			1,098	21-May-20
	Dasna Hapur to Sahibabad Ghaziabad			700	
	Dasna Hapur to Sikandrabad	Annual	MT	650	
	Dasna Hapur to Sonipat Kundli Rai Ganaur			850	
	Dasna Hapur to Tirupati			5,300	
	Dasna Hapur to Kolhapur			4,325	
Delhi	Delhi to Ahmednagar			4,000	21-May-20
	Delhi to Bahjoi Sambhal			1,149	
	Delhi to Ballabgarh Faridabad			880	
	Delhi to Bhiwadi			850	
	Delhi to Dasna Hapur			839	
	Delhi to Delhi			650	
	Delhi to Etawah			1,300	
	Delhi to Gajraula			1,060	
	Delhi to Himatnagar			2,475	
	Delhi to Hyderabad			4,880	
	Delhi to Junagadh			3,600	
	Delhi to Karnal			1,000	
	Delhi to Kolkata			4,125	
	Delhi to Krishnagiri			5,525	
	Delhi to Lalganj Raebareli	Annual	MT	2,435	
	Delhi to Lucknow Barabanki			2,273	
	Delhi to Ludhiana			1,500	
	Delhi to Meerut			925	
	Delhi to Motihari			4,500	
	Delhi to Mumbai			2,970	
	Delhi to Muradabad			1,400	
	Delhi to Muraina			1,649	
	Delhi to Nagpur			2,800	
	Delhi to Noida			900	
Delhi to Palamaner			5,380		
Delhi to Palanpur			2,800		
Delhi to Pilkhuwa			880		
Delhi to Pune			3,475		
Delhi to Purquazi Muzaffarnagar			1,320		

Transport

Concluded Trades

Details of Trades					
State	Place	Qty	Unit	FOR Rate (₹/Unit)	Trade date
Dry Vehicle (15 MT & Above Vehicle)					
Delhi	Delhi to Raipur			3,150	21-May-20
	Delhi to Rajkot			3,199	
	Delhi to Rohtak			989	
	Delhi to Sahibabad Ghaziabad			889	
	Delhi to Sikandrabad	Annual	MT	970	
	Delhi to Sonipat Kundli Rai Ganaur			820	
	Delhi to Tirupati			5,425	
	Delhi to Kolhapur			3,500	
	Patparganj to Patparganj			530	
Haryana	Faridabad Ballabgarh to Sonipat Kundli Rai Ganaur			1,000	21-May-20
	Faridabad Ballabgarh to Delhi	Annual	MT	825	
	Faridabad Ballabgarh to Palwal			640	
	Faridabad Ballabgarh to Sahibabad Ghaziabad			980	
Uttar Pradesh	Ghaziabad Sahibabad to Ahmednagar			3,700	21-May-20
	Ghaziabad Sahibabad to Bahjoi Sambhal			1,000	
	Ghaziabad Sahibabad to Ballabhgarh Faridabad			1,050	
	Ghaziabad Sahibabad to Bhiwadi			1,150	
	Ghaziabad Sahibabad to Bikaner			1,600	
	Ghaziabad Sahibabad to Dasna Hapur			660	
	Ghaziabad Sahibabad to Delhi			799	
	Ghaziabad Sahibabad to Etawah			1,200	
	Ghaziabad Sahibabad to Gajraula			780	
	Ghaziabad Sahibabad to Himatnagar			2,900	
	Ghaziabad Sahibabad to Hyderabad	Annual	MT	4,499	
	Ghaziabad Sahibabad to Karnal			1,050	
	Ghaziabad Sahibabad to Kolkata			4,240	
	Ghaziabad Sahibabad to Krishnagiri			5,240	
	Ghaziabad Sahibabad to Lalganj Raebareli			2,400	
	Ghaziabad Sahibabad to Lucknow Barabanki			2,180	
	Ghaziabad Sahibabad to Ludhiana			1,590	
	Ghaziabad Sahibabad to Meerut			790	
	Ghaziabad Sahibabad to Motihari			4,450	
	Ghaziabad Sahibabad to Mumbai			3,100	
Ghaziabad Sahibabad to Muradabad			1,200		
Ghaziabad Sahibabad to Muraina			1,300		

Transport

Concluded Trades

Details of Trades					
State	Place	Qty	Unit	FOR Rate (₹/Unit)	Trade date
Dry Vehicle (15 MT & Above Vehicle)					
Uttar Pradesh	Ghaziabad Sahibabad to Nagpur			3,080	
	Ghaziabad Sahibabad to Noida			699	
	Ghaziabad Sahibabad to Palamaner			5,300	
	Ghaziabad Sahibabad to Pilkhuwa			497	
	Ghaziabad Sahibabad to Pune			3,600	
	Ghaziabad Sahibabad to Purquazi Muzaffarnagar			950	
	Ghaziabad Sahibabad to Raipur	Annual	MT	3,378	21-May-20
	Ghaziabad Sahibabad to Rohtak			1,100	
	Ghaziabad Sahibabad to Sahibabad Ghaziabad			700	
	Ghaziabad Sahibabad to Sikandrabad			690	
	Ghaziabad Sahibabad to Sonipat Kundli Rai Gannaur			900	
	Ghaziabad Sahibabad to Tirupati			5,120	
	Ghaziabad Sahibabad to Kolhapur			4,940	
	Haryana	Kundli Rai Sonipat Gannaur to Ballabhgarh Faridabad			1,100
Kundli Rai Sonipat Gannaur to Ahmednagar				3,250	
Kundli Rai Sonipat Gannaur to Bahjoi Sambhal				1,200	
Kundli Rai Sonipat Gannaur to Bhiwadi				1,050	
Kundli Rai Sonipat Gannaur to Bikaner				1,850	
Kundli Rai Sonipat Gannaur to Dasna Hapur				840	
Kundli Rai Sonipat Gannaur to Delhi				850	
Kundli Rai Sonipat Gannaur to Etawah				1,400	
Kundli Rai Sonipat Gannaur to Gajraula				1,200	
Kundli Rai Sonipat Gannaur to Himatnagar				2,480	
Kundli Rai Sonipat Gannaur to Hyderabad		Annual	MT	4,025	21-May-20
Kundli Rai Sonipat Gannaur to Junagadh				3,199	
Kundli Rai Sonipat Gannaur to Karnal				895	
Kundli Rai Sonipat Gannaur to Kolkata				4,295	
Kundli Rai Sonipat Gannaur to Krishnagiri				5,100	
Kundli Rai Sonipat Gannaur to Lalganj Raebareli				1,850	
Kundli Rai Sonipat Gannaur to Lucknow Barabanki				2,250	
Kundli Rai Sonipat Gannaur to Ludhiana				1,220	
Kundli Rai Sonipat Gannaur to Meerut			1,098		
Kundli Rai Sonipat Gannaur to Mehsana			2,900		
Kundli Rai Sonipat Gannaur to Motihari			4,799		
Kundli Rai Sonipat Gannaur to Mumbai			2,815		

Transport

Concluded Trades

Details of Trades					
State	Place	Qty	Unit	FOR Rate (₹/Unit)	Trade date
Dry Vehicle (15 MT & Above Vehicle)					
	Kundli Rai Sonipat Gannaur to Nagpur			3,245	
	Kundli Rai Sonipat Gannaur to Noida			1,000	
	Kundli Rai Sonipat Gannaur to Palamaner			4,889	
	Kundli Rai Sonipat Gannaur to Palwal			950	
	Kundli Rai Sonipat Gannaur to Pilkhuwa			890	
	Kundli Rai Sonipat Gannaur to Pune			4,200	
	Kundli Rai Sonipat Gannaur to Purquazi Muzaffarnagar			1,400	
	Kundli Rai Sonipat Gannaur to Raipur			3,480	
	Kundli Rai Sonipat Gannaur to Rohtak			930	
	Kundli Rai Sonipat Gannaur to Sahibabad Ghaziabad			1,000	
	Kundli Rai Sonipat Gannaur to Sikandrabad			900	
	Kundli Rai Sonipat Gannaur to Tirupati			4,999	
	Kundli Rai Sonipat Gannaur to Kolhapur			3,815	
	Kundli Rai Sonipat Gannaur to Sonipat Kundli Rai Ganaur			690	
	Kurushetra to Bahjoi Sambhal			2,000	
	Kurushetra to Ballabhgarh Faridabad			1,345	
	Kurushetra to Bhiwadi			1,980	
Haryana	Kurushetra to Delhi	Annual	MT	1,178	21-May-20
	Kurushetra to Etawah			1,690	
	Kurushetra to Gajraula			1,350	
	Kurushetra to Hyderabad			4,500	
	Kurushetra to Junagadh			3,980	
	Kurushetra to Karnal			660	
	Kurushetra to Kolkata			4,900	
	Kurushetra to Krishnagiri			5,346	
	Kurushetra to Lucknow Barabanki			2,500	
	Kurushetra to Ludhiana			1,199	
	Kurushetra to Meerut			1,499	
	Kurushetra to Mehsana			3,400	
	Kurushetra to Mumbai			3,500	
	Kurushetra to Muraina			2,598	
	Kurushetra to Noida			1,250	
	Kurushetra to Palamaner			6,000	
	Kurushetra to Pilkhuwa			1,380	
	Kurushetra to Pune			4,740	

Transport

Concluded Trades

Details of Trades					
State	Place	Qty	Unit	FOR Rate (₹/Unit)	Trade date
Dry Vehicle (15 MT & Above Vehicle)					
Haryana	Kurushetra to Purquazi Muzaffarnagar			1,600	21-May-20
	Kurushetra to Raipur			4,480	
	Kurushetra to Rohtak			1,500	
	Kurushetra to Sikandrabad			1,500	
	Kurushetra to Sonipat Kundli Rai Ganaur			890	
	Kurushetra to Tirupati			5,500	
	Kurushetra to Kolhapur			4,450	
	Palwal to Ahmednagar			3,259	
	Palwal to Bahjoi Sambhal			1,799	
	Palwal to Bhiwadi			997	
	Palwal to Bikaner			1,940	
	Palwal to Delhi			910	
	Palwal to Etawah			1,350	
	Palwal to Gajraula	Annual	MT	1,280	
	Palwal to Himatnagar			1,965	
	Palwal to Karnal			1,365	
	Palwal to Krishnagiri			5,399	
	Palwal to Lalganj Raebareli			2,570	
	Palwal to Lucknow Barabanki			2,222	
	Palwal to Ludhiana			1,478	
Palwal to Meerut			1,500		
Palwal to Muradabad			1,600		
Palwal to Muraina			2,300		
Palwal to Noida			1,000		
Palwal to Pilkhuwa			1,300		
Palwal to Rohtak			1,198		
Palwal to Sikandrabad			997		
Palwal to Sonipat Kundli Rai Ganaur			1,193		
Refrigerated Vehicles (15 MT & Above Vehicle)					
Uttar Pradesh	Aligadh Iglash Sasni Hatras to Ahmednagar			4,200	28-May-20
	Aligadh Iglash Sasni Hatras to Aligadh Iglash Sasni Hatras			6,20	
	Aligadh Iglash Sasni Hatras to Bahjoi Sambhal	Annual	MT	1,145	
	Aligadh Iglash Sasni Hatras to Bhiwadi			1,145	
	Aligadh Iglash Sasni Hatras to Ballabgarh Faridabad			1,250	
Aligadh Iglash Sasni Hatras to Bikaner			3,200		

Transport

Concluded Trades

Details of Trades					
State	Place	Qty	Unit	FOR Rate (₹/Unit)	Trade date
Refrigerated Vehicles (15 MT & Above Vehicle)					
	Aligadh Iglash Sasni Hatras to Dadri			1,050	
	Aligadh Iglash Sasni Hatras to Dasna Hapur			1,100	
	Aligadh Iglash Sasni Hatras to Delhi			970	
	Aligadh Iglash Sasni Hatras to Dhanaura Amroha			1,246	
	Aligadh Iglash Sasni Hatras to Etawah			1,420	
	Aligadh Iglash Sasni Hatras to Gajraula			1,120	
	Aligadh Iglash Sasni Hatras to Hyderabad			5,700	
	Aligadh Iglash Sasni Hatras to Karnal			1,300	
	Aligadh Iglash Sasni Hatras to Kolhapur			4,900	
	Aligadh Iglash Sasni Hatras to Kolkata			4,500	
	Aligadh Iglash Sasni Hatras to Krishnagiri			8,430	
	Aligadh Iglash Sasni Hatras to Lalganj Raebareli			2,645	
	Aligadh Iglash Sasni Hatras to Lucknow Barabanki			2,645	
	Aligadh Iglash Sasni Hatras to Ludhiana			2,920	
	Aligadh Iglash Sasni Hatras to Meerut			1,275	
	Aligadh Iglash Sasni Hatras to Mehsana			4,200	
	Aligadh Iglash Sasni Hatras to Motihari			3,800	
Uttar Pradesh	Aligadh Iglash Sasni Hatras to Mumbai	Annual	MT	4,025	28-May-20
	Aligadh Iglash Sasni Hatras to Muradabad			1,150	
	Aligadh Iglash Sasni Hatras to Muraina			3,000	
	Aligadh Iglash Sasni Hatras to Nagpur			4,300	
	Aligadh Iglash Sasni Hatras to Noida			1,145	
	Aligadh Iglash Sasni Hatras to Palamaner			7,750	
	Aligadh Iglash Sasni Hatras to Palwal			1,150	
	Aligadh Iglash Sasni Hatras to Pilkhuwa			967	
	Aligadh Iglash Sasni Hatras to Purquazi Muzaffarnagar			1,620	
	Aligadh Iglash Sasni Hatras to Raipur			4,998	
	Aligadh Iglash Sasni Hatras to Rohtak			1,440	
	Aligadh Iglash Sasni Hatras to Sahibabad Ghaziabad			1,250	
	Aligadh Iglash Sasni Hatras to Sikandrabad			780	
	Aligadh Iglash Sasni Hatras to Sonipat Kundli Rai Ganaur			1,450	
	Aligadh Iglash Sasni Hatras to Tirupati			6,494	
	Dadri to Aligadh Iglash Sasni Hatras			950	
	Dadri to Dadri			710	
	Dadri to Dasna Hapur			710	

Transport

Concluded Trades

Details of Trades					
State	Place	Qty	Unit	FOR Rate (₹/Unit)	Trade date
Refrigerated Vehicles (15 MT & Above Vehicle)					
	Dadri to Dhanaura Amroha			1,199	
	Dadri to Etawah			1,600	
	Dadri to Gajraula			1,075	
	Dadri to Junagadh			5,900	
	Dadri to Karnal			1,600	
	Dadri to Sahibabad Ghaziabad			690	
	Dasna Hapur to Ballabgarh Faridabad			935	
	Dasna Hapur to Bhiwadi			1,250	
	Dasna Hapur to Delhi			845	
	Dasna Hapur to Etawah			1,601	
	Dasna Hapur to Gajraula			700	
Uttar Pradesh	Dasna Hapur to Karnal	Annual	MT	1,075	28-May-20
	Dasna Hapur to Lucknow Barabanki			2,800	
	Dasna Hapur to Ludhiana			3,200	
	Dasna Hapur to Meerut			850	
	Dasna Hapur to Muraina			3,200	
	Dasna Hapur to Noida			850	
	Dasna Hapur to Palwal			1,000	
	Dasna Hapur to Pilkhuwa			599	
	Dasna Hapur to Purquazi Muzaffarnagar			2,500	
	Dasna Hapur to Rohtak			2,050	
	Dasna Hapur to Sahibabad Ghaziabad			750	
	Dasna Hapur to Sikandrabad			635	
	Delhi to Ahmednagar			4,500	
	Delhi to Aligadh Iglash Sasni Hatras			1,235	
	Delhi to Bahjoi Sambhal			1,350	
	Delhi to Ballabgarh Faridabad			950	
	Delhi to Bhiwadi			1,149	
Delhi	Delhi to Bikaner	Annual	MT	3,090	28-May-20
	Delhi to Delhi			680	
	Delhi to Dhanaura Amroha			1,180	
	Delhi to Etawah			1,700	
	Delhi to Gajraula			1,149	
	Delhi to Hyderabad			5,700	
	Delhi to Jaipur			1,890	

Transport

Concluded Trades

Details of Trades					
State	Place	Qty	Unit	FOR Rate (₹/Unit)	Trade date
Refrigerated Vehicles (15 MT & Above Vehicle)					
	Delhi to Delhi			680	
	Delhi to Dhanaura Amroha			1,180	
	Delhi to Etawah			1,700	
	Delhi to Gajraula			1,149	
	Delhi to Hyderabad			5,700	
	Delhi to Jaipur			1,890	
	Delhi to Junagadh			4,700	
	Delhi to Karnal			1,100	
	Delhi to Kolhapur			4,650	
	Delhi to Kolkata			5,200	
	Delhi to Krishnagiri			7,450	
	Delhi to Lalganj Raebareli			2,200	
	Delhi to Lucknow Barabanki			2,298	
	Delhi to Ludhiana			3,000	
	Delhi to Meerut			950	
	Delhi to Mehsana			3,100	
Delhi	Delhi to Motihari	Annual	MT	4,050	28-May-20
	Delhi to Mumbai			3,900	
	Delhi to Muradabad			1,400	
	Delhi to Muraina			2,400	
	Delhi to Nagpur			4,450	
	Delhi to Noida			1,120	
	Delhi to Palamaner			7,800	
	Delhi to Palwal			899	
	Delhi to Pilkhuwa			950	
	Delhi to Purquazi Muzaffarnagar			1,400	
	Delhi to Raipur			4,680	
	Delhi to Rohtak			1,495	
	Delhi to Sahibabad Ghaziabad			1,050	
	Delhi to Sikandrabad			950	
	Delhi to Sonipat Kundli Rai Ganaur			950	
	Delhi to Tirupati			6,200	
	Patparganj to Patparganj			432	
Uttar Pradesh	Dhanaura Amroha to Ahmednagar	Annual	MT	5,500	28-May-20
	Dhanaura Amroha to Aligadh Iglash Sasni Hatras			1,150	

Transport

Concluded Trades

Details of Trades					
State	Place	Qty	Unit	FOR Rate (₹/Unit)	Trade date
Refrigerated Vehicles (15 MT & Above Vehicle)					
	Dhanaura Amroha to Bahjoi Sambhal			950	
	Dhanaura Amroha to Ballabgarh Faridabad			1,100	
	Dhanaura Amroha to Bhiwadi			1,445	
	Dhanaura Amroha to Bikaner			3,600	
	Dhanaura Amroha to Dadri			1,350	
	Dhanaura Amroha to Delhi			1,099	
	Dhanaura Amroha to Etawah			1,349	
	Dhanaura Amroha to Gajraula			699	
	Dhanaura Amroha to Hyderabad			5,900	
	Dhanaura Amroha to Junagadh			5,697	
	Dhanaura Amroha to Karnal			1,249	
	Dhanaura Amroha to Kolhapur			4,700	
	Dhanaura Amroha to Kolkata			4,500	
	Dhanaura Amroha to Krishnagiri			8,190	
	Dhanaura Amroha to Lalganj Raebareli			2,500	
	Dhanaura Amroha to Lucknow Barabanki			2,500	
Uttar Pradesh	Dhanaura Amroha to Ludhiana	Annual	MT	2,390	28-May-20
	Dhanaura Amroha to Meerut			940	
	Dhanaura Amroha to Mehsana			3,300	
	Dhanaura Amroha to Motihari			4,150	
	Dhanaura Amroha to Mumbai			3,990	
	Dhanaura Amroha to Muradabad			900	
	Dhanaura Amroha to Muraina			1,850	
	Dhanaura Amroha to Nagpur			4,500	
	Dhanaura Amroha to Noida			920	
	Dhanaura Amroha to Palamaner			8,200	
	Dhanaura Amroha to Palwal			1,200	
	Dhanaura Amroha to Pilkhua			799	
	Dhanaura Amroha to Purquazi Muzaffarnagar			1,300	
	Dhanaura Amroha to Raipur			4,900	
	Dhanaura Amroha to Rohtak			1,300	
	Dhanaura Amroha to Sikandrabad			850	
	Dhanaura Amroha to Tirupati			6,700	
Haryana	Dharuherra to Aligadh Iglash Sasni Hatras	Annual	MT	1,145	28-May-20
	Dharuherra to Dhanaura Amroha			849	

Transport

Concluded Trades

Details of Trades					
State	Place	Qty	Unit	FOR Rate (₹/Unit)	Trade date
Refrigerated Vehicles (15 MT & Above Vehicle)					
	Faridabad Ballabgarh to Ahmednagar			4,995	
	Faridabad Ballabgarh to Aligadh Iglash Sasni Hatras			1,400	
	Faridabad Ballabgarh to Bahjoi Sambhal			2,100	
	Faridabad Ballabgarh to Ballabgarh Faridabad			695	
	Faridabad Ballabgarh to Bhiwadi			1,100	
	Faridabad Ballabgarh to Bikaner			3,000	
	Faridabad Ballabgarh to Dasna Hapur			900	
	Faridabad Ballabgarh to Delhi			935	
	Faridabad Ballabgarh to Dhanaura Amroha			1,300	
	Faridabad Ballabgarh to Dharuhera			1,200	
	Faridabad Ballabgarh to Etawah			1,700	
	Faridabad Ballabgarh to Gajraula			1,250	
	Faridabad Ballabgarh to Hyderabad			7,000	
	Faridabad Ballabgarh to Jaipur			1,995	
	Faridabad Ballabgarh to Junagadh			4,100	
	Faridabad Ballabgarh to Kolhapur			6,800	
Haryana	Faridabad Ballabgarh to Krishnagiri	Annual	MT	7,295	28-May-20
	Faridabad Ballabgarh to Ludhiana			3,800	
	Faridabad Ballabgarh to Meerut			1,050	
	Faridabad Ballabgarh to Mehsana			2,950	
	Faridabad Ballabgarh to Mumbai			5,400	
	Faridabad Ballabgarh to Muradabad			1,550	
	Faridabad Ballabgarh to Nagpur			6,000	
	Faridabad Ballabgarh to Noida			850	
	Faridabad Ballabgarh to Palamaner			9,000	
	Faridabad Ballabgarh to Palwal			677	
	Faridabad Ballabgarh to Pilkhuwa			860	
	Faridabad Ballabgarh to Purquazi Muzaffarnagar			2,894	
	Faridabad Ballabgarh to Rohtak			1,989	
	Faridabad Ballabgarh to Sahibabad Ghaziabad			850	
	Faridabad Ballabgarh to Sikandrabad			850	
	Faridabad Ballabgarh to Sonipat Kundli Rai Ganaur			1,000	
	Faridabad Ballabgarh to Tirupati			10,000	
Uttar Pradesh	Ghaziabad Sahibabad to Aligadh Iglash Sasni Hatras	Annual	MT	1,110	28-May-20
	Ghaziabad Sahibabad to Bahjoi Sambhal			1,140	

Transport

Concluded Trades

Details of Trades					
State	Place	Qty	Unit	FOR Rate (₹/Unit)	Trade date
Refrigerated Vehicles (15 MT & Above Vehicle)					
	Ghaziabad Sahibabad to Ballabgarh Faridabad			880	
	Ghaziabad Sahibabad to Bhiwadi			1,100	
	Ghaziabad Sahibabad to Dadri			850	
	Ghaziabad Sahibabad to Dasna Hapur			850	
	Ghaziabad Sahibabad to Delhi			899	
	Ghaziabad Sahibabad to Etawah			1,449	
	Ghaziabad Sahibabad to Gajraula			920	
	Ghaziabad Sahibabad to Junagadh			3,600	
	Ghaziabad Sahibabad to Karnal			1,235	
	Ghaziabad Sahibabad to Lucknow Barabanki			2,300	
	Ghaziabad Sahibabad to Ludhiana			2,480	
Uttar Pradesh	Ghaziabad Sahibabad to Meerut	Annual	MT	800	28-May-20
	Ghaziabad Sahibabad to Mehsana			3,400	
	Ghaziabad Sahibabad to Muraina			1,800	
	Ghaziabad Sahibabad to Noida			749	
	Ghaziabad Sahibabad to Palamaner			7,950	
	Ghaziabad Sahibabad to Palwal			850	
	Ghaziabad Sahibabad to Pilkhuwa			750	
	Ghaziabad Sahibabad to Purquazi Muzaffarnagar			1,600	
	Ghaziabad Sahibabad to Rohtak			1,150	
	Ghaziabad Sahibabad to Sahibabad Ghaziabad			635	
	Ghaziabad Sahibabad to Sikandrabad			775	
	Ghaziabad Sahibabad to Sonipat Kundli Rai Ganaur			900	
	Jaipur to Ahmednagar			4,610	
	Jaipur to Ballabgarh Faridabad			2,200	
	Jaipur to Bhiwadi			1,788	
	Jaipur to Bikaner			2,350	
	Jaipur to Delhi			1,793	
Rajasthan	Jaipur to Gajraula	Annual	MT	1,999	28-May-20
	Jaipur to Hyderabad			6,190	
	Jaipur to Junagadh			4,297	
	Jaipur to Karnal			2,050	
	Jaipur to Kolhapur			5,000	
	Jaipur to Mehsana			2,900	
	Jaipur to Mumbai			4,000	

Transport

Concluded Trades

Details of Trades					
State	Place	Qty	Unit	FOR Rate (₹/Unit)	Trade date
Refrigerated Vehicles (15 MT & Above Vehicle)					
Rajasthan	Jaipur to Nagpur			4,400	
	Jaipur to Noida			2,000	
	Jaipur to Palwal			2,000	
	Jaipur to Pilkhuwa	Annual	MT	1,793	28-May-20
	Jaipur to Rohtak			2,300	
	Jaipur to Sonipat Kundli Rai Ganaur			2,050	
	Jaipur to Tirupati			6,900	
Haryana	Kundli Rai Sonipat Gannaur to Aligadh Iglash Sasni Hatras			1,660	
	Kundli Rai Sonipat Gannaur to Bahjoi Sambhal			1,400	
	Kundli Rai Sonipat Gannaur to Bhiwadi			1,200	
	Kundli Rai Sonipat Gannaur to Delhi			970	
	Kundli Rai Sonipat Gannaur to Hyderabad			6,200	
	Kundli Rai Sonipat Gannaur to Kolkata			4,550	
	Kundli Rai Sonipat Gannaur to Lalganj Raebareli			2,100	
	Kundli Rai Sonipat Gannaur to Ludhiana			2,300	
	Kundli Rai Sonipat Gannaur to Meerut			949	
	Kundli Rai Sonipat Gannaur to Motihari			4,200	
	Kundli Rai Sonipat Gannaur to Mumbai			4,100	
	Kundli Rai Sonipat Gannaur to Muraina			1,890	
	Kundli Rai Sonipat Gannaur to Nagpur			4,500	
	Kundli Rai Sonipat Gannaur to Noida	Annual	MT	900	28-May-20
	Kundli Rai Sonipat Gannaur to Palwal			870	
	Kundli Rai Sonipat Gannaur to Pilkhuwa			889	
	Kundli Rai Sonipat Gannaur to Purquazi Muzaffarnagar			1,400	
	Kundli Rai Sonipat Gannaur to Raipur			5,150	
	Kundli Rai Sonipat Gannaur to Rohtak			1,100	
	Kundli Rai Sonipat Gannaur to Sahibabad Ghaziabad			890	
	Kundli Rai Sonipat Gannaur to Sikandrabad			949	
	Kundli Rai Sonipat Gannaur to Sonipat Kundli Rai Ganaur			749	
Kundli Rai Sonipat Gannaur to Tirupati			6,900		
Palwal to Ahmednagar			4,800		
Palwal to Aligadh Iglash Sasni Hatras			1,000		
Palwal to Bahjoi Sambhal			1,280		
Palwal to Ballabgarh Faridabad			680		
Palwal to Bhiwadi			1,150		

Transport

Concluded Trades

Details of Trades					
State	Place	Qty	Unit	FOR Rate (₹/Unit)	Trade date
Refrigerated Vehicles (15 MT & Above Vehicle)					
	Palwal to Bikaner			2,550	
	Palwal to Dadri			1,550	
	Palwal to Delhi			899	
	Palwal to Dhanaura Amroha			1,400	
	Palwal to Etawah			1,800	
	Palwal to Gajraula			1,200	
	Palwal to Hyderabad			5,900	
	Palwal to Jaipur			2,100	
	Palwal to Junagadh			4,900	
	Palwal to Karnal			1,250	
	Palwal to Kolhapur			5,500	
	Palwal to Krishnagiri			7,550	
	Palwal to Lalganj Raebareli			2,000	
	Palwal to Lucknow Barabanki			2,300	
	Palwal to Ludhiana			2,590	
	Palwal to Meerut			1,145	
	Palwal to Mehsana			4,300	
Haryana	Palwal to Motihari	Annual	MT	4,200	28-May-20
	Palwal to Mumbai			4,500	
	Palwal to Muradabad			2,000	
	Palwal to Muraina			2,200	
	Palwal to Nagpur			4,800	
	Palwal to Noida			1,200	
	Palwal to Palamaner			7,800	
	Palwal to Palwal			599	
	Palwal to Pilkhuwa			874	
	Palwal to Purquazi Muzaffarnagar			2,000	
	Palwal to Rajkot			4,900	
	Palwal to Sahibabad Ghaziabad			1,200	
	Palwal to Sikandrabad			839	
	Palwal to Sonipat Kundli Rai Ganaur			1,050	
	Sonipat Kundli Rai Ganaur to Ahmednagar			5,000	
	Sonipat Kundli Rai Ganaur to Ballabgarh Faridabad			1,200	
	Sonipat Kundli Rai Ganaur to Bikaner			3,100	
	Sonipat Kundli Rai Ganaur to Etawah			1,600	

Transport

Concluded Trades

Details of Trades					
State	Place	Qty	Unit	FOR Rate (₹/Unit)	Trade date
Refrigerated Vehicles (15 MT & Above Vehicle)					
	Sonipat Kundli Rai Ganaur to Gajraula			950	
	Sonipat Kundli Rai Ganaur to Jaipur			2,150	
	Sonipat Kundli Rai Ganaur to Junagadh			4,500	
	Sonipat Kundli Rai Ganaur to Karnal			895	
Haryana	Sonipat Kundli Rai Ganaur to Kolhapur	Annual	MT	5,200	28-May-20
	Sonipat Kundli Rai Ganaur to Krishnagiri			7,500	
	Sonipat Kundli Rai Ganaur to Lucknow Barabanki			2,300	
	Sonipat Kundli Rai Ganaur to Mehsana			3,600	
	Sonipat Kundli Rai Ganaur to Muradabad			1,200	
Milk (Capacity 20,000 Litres)					
	Sikandrabad, Uttar Pradesh			35.00	
	Hyderabad, Telangana			34.80	
	Bhiwandi, Maharashtra			35.00	
	Gajraula, Uttar Pradesh			35.80	
	Etawah, Uttar Pradesh			35.80	
Maharashtra	Dewas, Madhya Pradesh	Annual	Kms	35.50	10-Aug-20
	Ballabgarh, Haryana			34.40	
	Baramati, Maharashtra			34.70	
	Patparganj, Delhi			34.50	
	Pilkhuwa, Uttar Pradesh			35.00	
	Mehsana, Gujarat			33.80	13-Aug-20

Newly Introduced



Seller



Cattle feed Plant Hassan

Category Scrap

CFP Hassan

Buyer




**The Salem District Cooperative
Milk Producers' Union Ltd**

Category Supplements

Plant Salem

Associated Brands





Introducing Price Discovery Auctions

Need

To discover fair market price and opportunity
For transparent and faster process with no manual intervention
Wider participation ensuring competitive price discovery
Guaranteed trade opportunities

Buyer Benefits

Guaranteed trade upon price discovery
Enlarged member base for competition
Reduced transaction charges

Seller Benefits

Lower transaction charges
Transparent and fair market opportunities
Guaranteed trade if quoted price is below
Reserve Price

Important Links

[Market Rules](#) | [Contract Note](#) | [Presentation](#)



Scan above QR code for links



National Cooperative Dairy Federation of India Ltd.
NDDB D-Lab Campus, Post Box 79, Anand 388 001
+91-2692-288388 ☎ 288399 ✉ info@NCDFIeMarket.com
🌐 www.NCDFIeMarket.com | www.NCDFI.coop